



J EXTRA

Vetrina per gelato mantecato
Scoop ice cream display



TEMPERATURE RANGE

-15° -20° C

IDEAL FOR




CARATTERISTICHE TECNICHE - Technical features

	J7 EXTRA	J9 EXTRA
Temperatura - Temperature	-15°C -20°C	-15°C -20°C
Gas refrigerante - Refrigerant gas	R290	R290
Classe climatica - Climate Class	4 (30°C-55%RH) L1	4 (30°C-55%RH) L1
Dimensioni (L x p x h) - Sizes (w x d x h)	1341 x 723 x 1253 mm	1656 x 723 x 1253 mm
Peso netto - Net weight	98 kg	110 kg
Peso lordo - Gross weight	119 kg	131 kg
Volume Netto - Net volume	264 l	357 l
Volume Lordo - Gross volume	317 l	423 l
Potenza - Power	500 W	540 W
Consumo - Consumption	9,7 kWh/24h	10 kWh/24h
Campana montata - Assembled glass canopy		
Dimensioni imballo (L x p x h) - Packaging sizes (w x d x h)	1420 x 760 x 1310 mm	1735 x 760 x 1310 mm
Dati per il trasporto - Transport data (20 ft - 40 ft - 40 hc - 13,60 mt)	12/24/48/27	9/20/40/22
Campana smontata - Disassembled glass canopy		
Dimensioni imballo (L x p x h) - Packaging sizes (w x d x h)	1420 x 760 x 1050 mm	1735 x 760 x 1050 mm
Dati per il trasporto - Transport data (20 ft - 40 ft - 40 hc - 13,60 mt)	24/48/48/54	18/40/40/44
Classe energetica - Energy efficiency class		

- ✓ **Più di 500.000 unità vendute nel mondo**
Over 500.000 units sold in the world
- ✓ **Massima capienza del vano riserva**
High volume in the storage compartment
- ✓ **Fino a 56 kg di gelato esposto**
Up to 56 kg of exposed ice cream
- ✓ **Rispetto ambientale: Gas R290**
Environmentally friendly: R290 Gas

APPROFONDIMENTO - More details
Evaporatore statico a pacco alettato (con resistenza di sbrinamento) + serpentina schiumata nelle pareti

Static pack evaporator (with defrosting heater) + evaporator coil foamed in the walls

Luce interna orizzontale a LED

Horizontal internal LED light

Struttura superiore con vetri curvi basso emissivi e ribaltina

Upper curved glazed cabinet with low emissivity glasses and drop-leaf glass

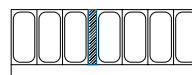

4 ruote pivotanti
4 pivoting wheels

Sportello riserva auto-chiudente

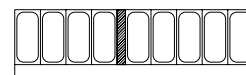
Self-closing storage door

DI SERIE Possibilità di alloggiare nel vano espositivo due piani di vaschette di h 120 mm

AS STANDARD It is possible to install in the display area double layer of 120 mm height bins

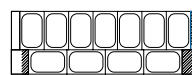


7x 5 l.



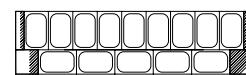
9x 5 l.

J7 EXTRA

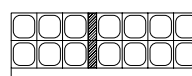


11x 4 l.*

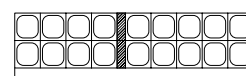
J9 EXTRA



14x 4 l.*



14x 2,5 l.*



18x 2,5 l.*

*Configurazione possibile con kit optional - Possible bins layout with optional kit

Q.tà vaschette nel vano riserva - Number of bins in the storage compartment

24x 2,5 l. - 16x 4 l. - 12x5 l. - 6x 5,2 l. 36x 2,5 l. - 24x 4 l. - 16x 5 l. - 10x 5,2 l.

ACCESSORI - Accessories

Cod.	Optional	Modelli - Models
2611009	Vaschetta inox da 2,5 l - 2,5 l stainless steel bin (180 x 165 x 120 mm)	TUTTI - ALL
2611001	Vaschetta inox da 4 l - 4 l stainless steel bin (156 x 258 x 150 mm)	TUTTI - ALL
2511001	Vaschetta inox da 5 l - 5 l stainless steel bin (360 x 165 x 120 mm)	TUTTI - ALL
8998276F	Kit supporti per 18 vaschette da 2,5 l - Support kit for 18 x 2,5 l bins	J7
8998277F	Kit supporti per 24 vaschette da 2,5 l - Support kit for 24 x 2,5 l bins	J9
8998621F	Kit 2 ruote con freno - Kit of 2 wheels with brake	TUTTI - ALL
2222024671000	Kit lavaporzionatore inox - Stainless steel scoop washer	TUTTI - ALL
8998543F	Kit supporti per vaschette 4 l - Support kit for 4 l bins	J7
8998544F	Kit supporti per vaschette 4 l - Support kit for 4 l bins	J9